

VINYL REPLACEMENT WINDOWS

WeatherLok®



VINYL REPLACEMENT WINDOWS

Reliable. Beautiful. Clearly Superior.

What's The Benefit Of WeatherLok Vinyl Windows?

They'll Look Right At Home.

Maintaining wood-framed windows and doors can be a never-ending task. Fortunately, there's an alternative: WeatherLok vinyl windows and doors. They never chip, peel, fade, crack or rot, so they're virtually maintenance-free. They're easier to install, work better and last longer.

WeatherLok vinyl windows and doors also come in a wide variety of designs, glass options and colors to enhance any building style or décor. And to top it all off, we back our vinyl windows and doors with a transferable limited lifetime warranty.

Why Choose WeatherLok?

Every WeatherLok product goes through a rigorous process of quality control to be certain it meets our superior standards. In our ceaseless pursuit of excellence, WeatherLok continually looks for ways to make the best even better. This means ongoing research and development and constant engineering advances. We do all of this so that our vinyl windows and doors stand up to the ultimate building standards – yours.

Click here to view our
Manufacturing Facility.

Proudly Made in the USA 



It's More Energy Efficient.

It's what you don't see that makes WeatherLok more energy efficient – the high-performance warm-edge system. The secret is the insulated glass spacer with warm-edge design hidden within the frame of each WeatherLok window and door that keeps heat and cold from passing through the glass panes.

Low-E Glass

This gives you better insulation, less condensation and greater energy savings all year.



In the summer, Low-E glass reduces heat gain from the sun to help keep homes cooler.



In the winter, Low-E glass lets the warm, solar rays in while blocking the heat in the home from getting out.

Low-E Glass with Argon Gas

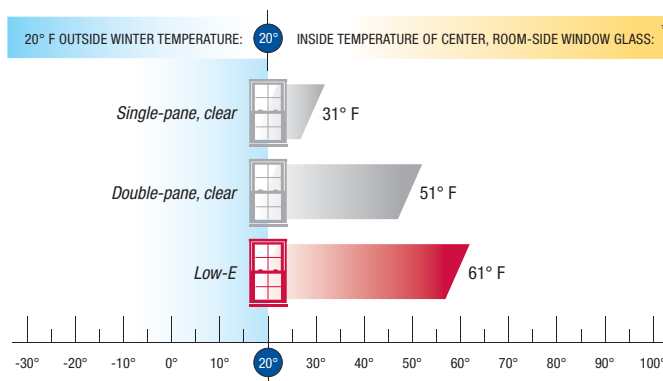
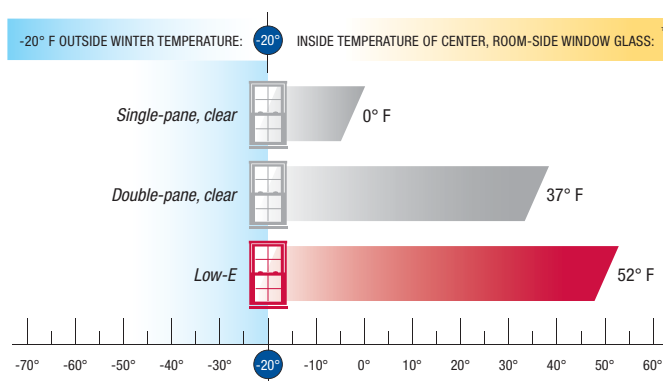
This is our premier choice for ultimate thermal efficiency. Argon gas forms an invisible blanket between glass panes and creates a buffer against outside noise. The window unit is super-tight and perfect for cooler climates.

Ultra Low-E Glass with Argon Gas

Windows with this optional glass treatment offer superior thermal performance by combining three layers of silver coating with the insulating power of argon. This glass option is designed to meet stringent energy code criteria anywhere low thermal numbers are desired.

Triple-Pane, R-5 Compliant Glass

Triple-pane, R-5 compliant glass with Super Spacer® sealant system provides industry-leading thermal resistance, noise reduction and protection from the sun. The Series 3900 offers this option with both Low-E glass with argon gas or Ultra Low-E glass with argon gas, for the ultimate in insulation.



PRODUCT	VISIBLE LIGHT TRANSMITTANCE	SOLAR HEAT GAIN COEFFICIENT	WINTER U-FACTOR (AIR/ARGON)	UV	FADING TRANSMISSION *
Single-pane, clear	90%	.86	1.04/---	.71	.84
Double-pane, clear	81%	.76	.48/---	.56	.74
Ordinary Low-E	75%	.72	.35/.31	.44	.63
Low-E	70%	.37	.30/.25	.14	.53
Ultra Low-E	66%	.27	.29/.24	.05	.43

*Reflects information published by Cardinal Glass Corp.

Note: Manufacturer reserves the right to substitute components as necessary for continued product improvement.



Series 3900

Series 3900

Series 3900 2- and 3-Lite sliders and picture windows are available.

Top-of-the-line design, maximum energy efficiency and a wide range of premium enhancements as standard features make the Series 3900 our very best window. With an array of options for cosmetic, thermal and functional upgrades, the 3900 offers unparalleled stability and thermal performance as well as lasting, classic beauty.

- Exclusive InsulKor™ polyurethane fiberglass-enriched sash reinforcement for superior thermal and structural performance
- 3/4" constant force coil balance offers incredibly easy sash mobility
- Fusion-welded sashes and frame add strength and boost insulation
- Low-E glass with insulating argon gas yields outstanding thermal efficiency
- DP 60 rating (window size tested 36" x 74")
- Beveled mainframe offers a stylish exterior appearance
- Dual push-button night latches position sashes for optimal ventilation
- External accessory groove accommodates nail fin option
- Integrated, slim line lift rail allows you to easily operate sash
- 4 1/4" frame thickness enhances appearance as well as structural integrity
- Extruded full screen comes standard*
- Dual low profile, positive-action cam locks increase security (2 locks standard at 27 1/4" width or wider)
- Full interlocking lock and meeting rail
- Full vinyl sash dam on sill and high-performance weather stripping protect against air infiltration
- 3.25" jamb depth for ideal window sizing
- Transferable limited lifetime warranty
- Lifetime glass breakage warranty

InsulKor™ Technology




Exclusive InsulKor fiberglass-enriched polyurethane sash reinforcement

InsulKor™ technology is a system of sash and frame enhancements that dramatically improves the performance of the Series 3900 double hung window. Our exclusive InsulKor fiberglass-enriched polyurethane sash reinforcement yields better energy efficiency while maintaining the structural integrity of traditional metal reinforcement.

The optional InsulKor foam injections add thermal-enhancing insulation in specific hollows of the frame. The combination of foam-filled and dead air chambers optimizes each window's thermal properties for exceptional R-values.

When combined with either of our R-5 rated, triple-pane glazing systems, these InsulKor enhancements help make the Series 3900 one of the most energy efficient, strongest window systems available today.



Advanced Series 3900 Features

1. Optional InsulKor multi-cavity foam-filled frame injections
2. Super Spacer® sealant system standard with Series 3900 triple-pane glass option
3. Triple-pane, R-5 compliant glass

Custom Options

- Low-E Glass
- Ultra Low-E/Argon Glass
- Triple-pane, R-5 compliant glass panels
- Super Spacer® standard with triple-pane option
- InsulKor multi-cavity foam-filled frame
- Nail fin accessory for use in remodeling or new construction applications
- 1 1/8" simulated divided lite (SDL) grid
- 5/8" or 1" contoured, 5/8" or 3/4" flat; historical, traditional or modern patterns available
- Obscure, double-strength or tempered glass
- Window Opening Control Device (WOCD) for fall prevention
- Paintable or stainable wood jamb extensions (4 9/16" or 6 9/16")
- Charcoal aluminum, Clear View and Heavy Duty screen mesh*

Grid Options**

5/8" or 3/4" Flat Grid 5/8" or 1" Contoured Grid



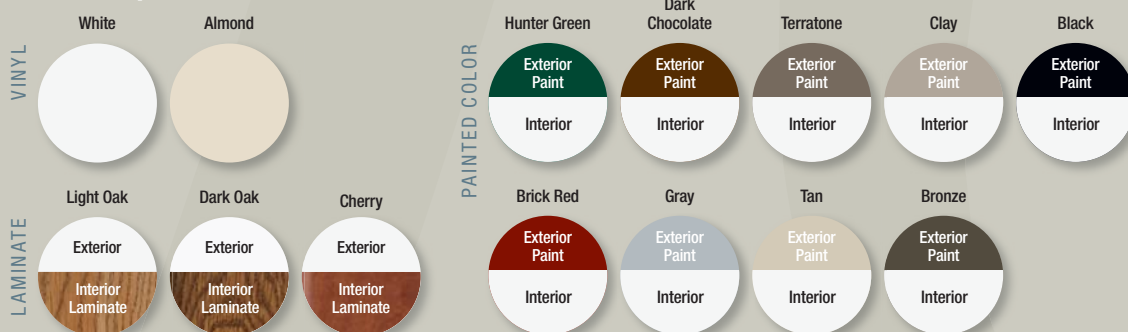
1 1/8" Simulated Divided Lite Grid



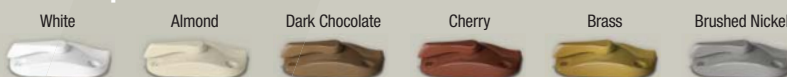
Additional Glass Options

- Double Strength
- Tempered Glass
- Obscure Glass

Color Options**



Lock Options**



Note: Manufacturer reserves the right to substitute components as necessary for continued product improvement.

Grid offering limited to 5/8" contoured or SDL on exterior painted windows.

* Screens are not meant to restrain a child from falling through an open window.

** Printing process may affect color shown. Please refer to actual window sample when selecting colors.



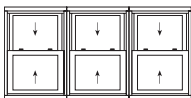
Series 3500

Series 3500

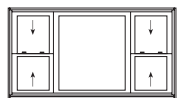
Series 3500 2- and 3-Lite sliders available.



#3500 DH Double Hung



#3500 DH Triple



#3500 PW Picture Window with #3500 DH Double Hung Flankers



Attractive beveled edge adds classic charm




Night latch allows for nighttime ventilation

WeatherLok's solid vinyl 3500 double hung offers all the advantages of our other double hung series, plus a welded vinyl frame and sashes for unbeatable strength and seamless beauty. And both frame and sash boast a classic beveled edge that will truly enhance your decor.

- Low-E Glass with Argon Gas
- Aluminum-reinforced multi-cavity construction
- Fusion-welded frame and sash corners
- DP 35 rating (DP 50 optional, window size tested 44" x 75")
- Integrated full-length, slim line lift rails
- Dual-fin weather stripping and rubber bulb seal block air infiltration
- Sloped sill allows for easy water run-off
- Positive-action deluxe low profile lock for optimal security (2 locks standard at 27 1/4" or wider)
- Heavy duty, spring-loaded night latches
- Head Expander and Sill Angle Included
- Rounded sashes for an elegant interior appearance
- Extruded half screen standard*
- Both sashes operate and tilt in
- Available colors: white, almond
- Insulated glass panels with warm-edge spacer system for outstanding thermal performance and condensation resistance
- Constant force coil balance for easy sash movement
- Jamb depth: 3.25"
- Transferable limited lifetime warranty
- 25-year glass breakage warranty

Color Options**



Note: Manufacturer reserves the right to substitute components as necessary for continued product improvement.

* Screens are not meant to restrain a child from falling through an open window.

** Printing process may affect color shown. Please refer to actual window sample when selecting colors.

Custom Options

- Ultra Low-E/Argon Glass
- Low-E Glass
- 5/8" or 1" contoured, 5/8" or 3/4" flat, 1 1/8" simulated divided lite (SDL) grid
- Obscure, double-strength or tempered glass
- Charcoal aluminum, Clear View and Heavy Duty screen mesh*
- Bronze exterior laminate (white interior only)
- Factory applied wrap around foam for enhanced thermal efficiency
- Lifetime glass breakage warranty
- Window Opening Control Device (WOCD) for fall prevention

The 3201 double hung offers unmatched quality featuring superior strength, durability, and beauty. Air infiltration is minimized by interlocking sashes.

- All-welded sash and frame corners
- Reinforced multi-cavity construction offers additional thermal protection and structural integrity
- Constant force coil balance permits easy sash movement
- Integrated full-length slim line lift rail
- Positive-action deluxe cam lock for optimal security (2 locks standard at 27 1/4" or wider)
- Extruded half screen comes standard*
- Heavy duty, spring-loaded night latches
- Sloped sill allows for easy water run-off
- Dual-fin weather stripping and rubber bulb seal block air infiltration
- Both sashes operate and tilt in
- Beveled exterior for attractive appearance
- Insulated glass panels with optimum thermal air space featuring warm-edge spacer system
- Available colors: white, almond
- Jamb depth: 3.25"
- Transferable limited lifetime warranty

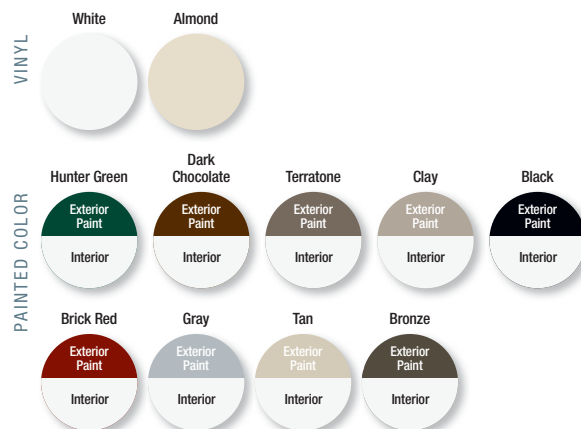
Custom Options

- Ultra Low-E/Argon Glass
- Low-E/Argon Glass
- Low-E Glass
- 5/8" or 1" contoured, 5/8" or 3/4" flat; historical, traditional or modern patterns available
- Charcoal aluminum, Clear View and Heavy Duty screen mesh*
- Insulkor™ multi-cavity foam-filled frame
- Foam wrap
- Obscure, double-strength or tempered glass
- Factory applied wrap around foam for enhanced thermal efficiency
- Lifetime glass breakage warranty
- Window Opening Control Device (WOCD) for fall prevention

Series 3201

Series 3201 2- and 3-Lite sliders available.

Color Options**



Grid Options**



Series 3201



Series 3100

The WeatherLok Series 3100 single hung window offers the ideal combination of quality, features, and benefits.

- All welded sash and frame
- Bottom sash tilts in
- Sloped sill for easy water run-off
- Insulated glass panels with optimum thermal air space featuring warm-edge spacer system
- Double sash locks standard for windows with widths 27 1/4" or greater
- Available colors: white, almond
- Factory mull is available
- Aluminum-reinforced lock and meeting rails enhance structural integrity
- Integrated slim-line lift rail allows for easy sash operation
- Block & tackle balance system keeps lower sash in place when opened to any position
- Beveled exterior for attractive appearance
- Factory applied wrap-around foam for enhanced thermal efficiency around frame
- Half screen standard*
- Head expander and sill angle included
- Jamb depth: 2.624"
- Transferable limited lifetime warranty

Series 3100

Series 3100 2- and 3-Lite sliders available.

Color Options**



Grid Options**

5/8" or 3/4" Flat Grid 5/8" or 1" Contoured Grid



Custom Options

- Ultra Low-E/Argon Glass
- Low-E/Argon Glass
- Low-E Glass
- 5/8" or 1" contoured, 5/8" or 3/4" flat; historical, traditional or modern patterns available
- Obscure, double-strength or tempered glass
- Custom sizes cut on 1/8" width and height
- Charcoal aluminum mesh screen*
- Lifetime glass breakage warranty



Series 3050

- Removable bottom sash
- Industry leading .01 cfm/ft. Air infiltration performance
- Multi-cavity vinyl lineals improve thermal performance and enhanced sound absorbency
- Insulating glass provides energy saving thermal efficiency
- Fusion welded frame and sash minimizes air and water infiltration and enhances overall durability
- Sweep lock helps provide a weathertight seal and added security
- Block and Tackle balance system for ease of operation
- Dual screw boss, metal reinforced meeting rail provides added strength
- Custom sized to the nearest 1/8"
- Dual weather-stripping helps block air and water infiltration, keeping harsh elements outside and energy saving comfort inside
- Versatile half-screen* installed from the inside or outside
- Sloped sill reduces air infiltration and accommodates easy water run-off
- Built-in accessory channels accommodate multiple installation options
- DP Rating R50 (window size tested 36" x 96")
- Jamb depth: 2.625"
- Transferable, limited lifetime warranty

Series 3050

Series 3050 3-Lite sliders also available.

Custom Options

- Ultra Low-E/Argon Glass
- Low-E/Argon Glass
- Low-E Glass
- 5/8" or 1" contoured, 5/8" or 3/4" flat; historical, traditional or modern patterns available
- Factory mulling of twins, triples and architectural shapes
- Custom sizes available
- Window Opening Control Device (WOCD) for fall prevention (field applied)

Color Options**



Series 3900 Sliders

Series 3900 sliding windows offer the same premium enhancements as 3900 double hung windows, plus:

- Integrated glide channel for easy sash opening and closing
- Tandem rollers ride easily along friction-free glide channel
- Available in 1/4 - 1/2 - 1/4 or 1/3 - 1/3 - 1/3 configurations
- XX 2-lite configuration (both sashes operate)
- DP 50 (window test size 2-Lite Slider 72" x 48", 3-Lite Slider 96" x 48")



Series 3500 Sliders

Series 3500 sliding windows offer the same deluxe design and efficiency features of Series 3500 double hung windows, plus:

- Tandem rollers ride easily along friction-free glide channel
- Integrated glide rail for easy sash opening and closing
- Available in 1/4 - 1/2 - 1/4 or 1/3 - 1/3 - 1/3 configurations
- XX 2-lite configuration (both sashes operate)
- Extruded full screen comes standard*



Series 3201 Sliders

Series 3201 sliding windows offer the same stability, efficiency and design features of Series 3201 double hung windows, plus:

- Tandem rollers ride easily along friction-free glide channel
- Integrated glide rail for easy sash opening and closing
- Available in 1/4 - 1/2 - 1/4 or 1/3 - 1/3 - 1/3 configurations
- XO or OX 2-lite styles available
- Extruded half screen comes standard*



Series 3100 Sliders

Series 3100 sliding windows offer the same outstanding features of Series 3100 single hung windows, plus:

- Tandem rollers ride easily along friction-free glide channel
- Integrated glide rail for easy sash opening and closing
- Available in 1/4 - 1/2 - 1/4 or 1/3 - 1/3 - 1/3 configurations
- XO or OX 2-lite styles available
- Half screen comes standard*
- 2.75" jamb depth



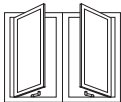
Series 3050 Sliders

Series 3050 sliding windows offer the same features of Series 3050 single hung windows, plus:

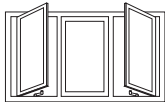
- Tandem rollers ride easily along friction-free glide channel
- Integrated glide rail for easy sash opening and closing
- XO or OX 2-lite styles available
- Half screen comes standard*
- 2.625" jamb depth



Casement Windows



#700 2LT Casement



#700 3LT Casement
(with operating side vents)
Standard configuration: 1/3, 1/3, 1/3
Optional configuration: 1/4, 1/2, 1/4

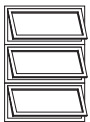
Our versatile vinyl casements crank open easily to provide ventilation and allow easy cleaning. And they come in a range of styles, from single vent to 5-Lite combinations of fixed and operating units.

- Beveled exterior offers cosmetic appeal
- Solid vinyl construction with all-welded frame and sash corners yield premium energy efficient performance and advanced structural integrity
- Insulated glass panels with optimum thermal air space featuring warm-edge spacer system
- State-of-the-art hardware with single-lever, multi-point lock accommodates single vent widths up to 3'0"
- Aesthetic handle operates smoothly and folds into assembly cover so it will not interfere with window treatments
- Sash easily cranks open 90 degrees for easy cleaning
- Multi-seal weather stripping adds extra protection against air and water infiltration
- Narrow profile permits expanded viewing area
- Extruded full screen comes standard*
- Tandem locks come standard on all casements over 34" height
- Jamb depth: 3.25"
- 25-year glass breakage warranty standard

Custom Options

- Ultra Low-E/Argon Glass
- Low-E/Argon Glass
- Low-E Glass
- Obscure, double-strength or tempered glass
- 5/8" or 3/4" flat, 5/8" or 1" contoured, 1 1/8" simulated divided lite (SDL) grids: historical, traditional or modern patterns available
- Interior laminates, exterior painted colors and decorative hardware available (see Series 3900 for available colors)
- Extruded charcoal aluminum mesh screen*
- Brass or brushed nickel locks
- 2" simulated meeting rail available

Awning Windows



#705 3LTV Stacked
Triple Vent Awning



#705 PWLT Dead
Lite Over Awning

Here's the perfect way to provide continuous controlled ventilation. Simply crank open our vinyl awning window to let in just as much fresh air as you want. Window opens to outside, keeping indoors dry even on rainy days.

- Classic beveled frame surrounds 3/4" insulated glass
- Aesthetic handle operates smoothly and folds into assembly cover so it will not interfere with window treatments
- Insulated glass panels with optimum thermal air space featuring warm-edge spacer system
- Extruded screen comes standard on all vented units*
- Available colors: white, almond
- Jamb depth: 3.25"
- Narrow profile permits expanded viewing area
- Fusion-welded sash and frame for weather-tight performance
- Full-perimeter double weather stripping

Custom Options

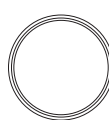
- Ultra Low-E/Argon Glass
- Low-E/Argon Glass
- Low-E Glass
- Obscure, double-strength or tempered glass
- 5/8" or 3/4" flat, 5/8" or 1" contoured, 1 1/8" simulated divided lite (SDL) grids: historical, traditional or modern patterns available
- Interior laminates, exterior painted colors and decorative hardware available (see Series 3900 for available colors)
- Extruded charcoal aluminum mesh screen*
- Decorative glass

Specialty Shapes

We'll build windows to fit your needs and specifications so you can personalize your home and boost its value while you make an architectural statement. They're easy to install and come in white or almond.



Octagon



Full Round



Trapezoid



Half Round (with sunburst grid)

Available in Series 3900, 3500, 3201 and 3100

Bay/Bow Windows



Bays and bows arrive completely assembled, so they're simple to install. Plus, you can choose either double hung or casement windows to flank the picture window. Open the flankers to provide refreshing ventilation.

Bay windows have 3 lites: a larger central picture window plus flankers. Bow windows come in a variety of styles, ranging from 3- to 5-Lites (all equal in size).

- Bay windows may be positioned at 30 or 45 degrees
- Bow windows are positioned at 15 degrees
- All units come completely assembled and ready to install
- Flankers can be double hung or casement windows
- Screens included on operable flankers*
- 1" birch head and seat board come standard

Custom Options

- Ultra Low-E/Argon Glass
- Low-E/Argon Glass
- Low-E Glass
- Obscure, tempered and double-strength glass available
- Beveled or leaded glass (in picture windows only)
- 5/8" or 3/4" flat, 5/8" or 1" contoured, 1 1/8" simulated divided lite (SDL) grids: historical, traditional or modern patterns available
- All Flanker Series options available
- Oak head and seat board
- Color options available with selected window series

Garden Windows

- Easy to install
- Virtually maintenance free
- Custom sizes available
- Casement vents have a multi-point locking system with dual locking points on heights over 36 3/4"
- E-Gard™ Chemical and Corrosive Resistant finish on all hardware
- Laminated glass roof panels adds safety and durability
- Insulated glass panels with optimum thermal air space featuring warm-edge spacer system

- Frames containing the roof, vents, and dead lites are factory installed in a treated 1 1/4" birch veneer wood frame
- 5/8" flat grid
- Vinyl cladding on all exposed areas of the wood jambs
- 2 1/2" pre-mitered ranch-style pine casing included
- Wood bracing included for proper installation
- 17 1/2" depth from outside wall



Custom Options

- Low-E/Argon Glass
- Low-E Glass
- Oak veneer frame and casing
- Sill muffler
- Plant shelf
- Lifetime glass breakage warranty



Hopper Windows

The all-welded Series 600 Basement Hopper Window is available in white with clear glass and features dual tilt latches. The window is available in three stock sizes: 32" x 15 1/2", 32" x 19 1/2", 32" x 23 1/2".

Series 332

Series 332 Sliding Patio Door

- Available in 8'0" height
- DP 50 rating great for coastal applications (5068, 6068, 6080 & 8068 doors)
- Available in replacement application and for new construction with nailing fin
- Field reversible (6'8" height only; not available with BBG)
- Available in 6'8" height up to 12' wide
- Additional security available with multi-point keyed lock
- Deluxe color match hardware (white, almond or clay vinyl colors)
- Brushed nickel, brass or oil rubbed bronze handle optional
- Extruded heavy duty screen
- Tremendous options selection includes snap-in brick mould and foot bolt lock
- Custom sizes available (not field reversible)
- Available in Ultra Low-E/Argon glass (not available with BBG)
- Optional 1 1/8" SDL, a traditional simulated divided lite raised-style grid
- Optional 3/4" or 5/8" flat and 5/8" or 1" contoured grids; historical, traditional or modern patterns available
- Available in white, almond or clay
- Interior wood laminates, bronze exterior laminate and exterior painted colors available
- Keyed lock standard

Series 312

Series 312 Sliding Patio Door

- Field reversible (6'8" height only; not available with BBG)
- Available in 6'8" height up to 12' wide
- Aluminum track for moving panel
- Available in replacement application and for new construction with nailing fin
- Extruded screen comes standard
- Deluxe color match hardware (white, almond or clay vinyl colors)
- Brushed nickel, brass or oil rubbed bronze handle optional
- Custom sizes available (not field reversible)
- Keyed lock standard
- Available in Ultra Low-E/Argon glass (not available with BBG)
- Optional 1 1/8" SDL, a traditional simulated divided lite raised-style grid
- Optional 3/4" or 5/8" flat and 5/8" or 1" contoured grids; historical, traditional or modern patterns available
- Available in white, almond or clay
- Interior wood laminates, bronze exterior laminate, and exterior painted colors available

Series 311

Sliding Patio Door

- Fully welded frame and panel come pre-assembled for easy installation
- Reversible design lets you locate moving panel either left or right
- White enameled handle with non-keyed lock
- Available only in 5068, 6068 and 6468 models
- Low-E Glass, Low-E Glass & Argon Gas or Ultra Low-E Glass & Argon Gas
- 5/8" or 3/4" flat, 5/8" or 1" contoured grids available
- Optional extruded screen

Blinds Between the Glass is now available with the 312 and 332 in 6068 sliding patio doors.

Available in white, interior, exterior laminates and painted exterior colors. Blinds, operators and glass panels available in white only.



Sealed between the glass, the blinds control light and privacy.



Blinds between glass never need dusting and are safe for pets and children.



Easy to raise, lower and tilt blinds.

The WeatherLok Warranty.

You'll like what's behind our windows: a transferable limited lifetime warranty on vinyl, glass, and all working parts. We register each product individually, with its own product identification number (PIN) for easy replacement of parts.

DO NOT REMOVE

MAKE DATE: 1/15/2018 WARRANTY: 02589514
SALES ORDER: 00735962

Distributed By:



www.weatherlok.com



ENERGY STAR compliance available in all series. Verify product specifics before ordering.



Kids Can't Fly

Screens are not designed to restrain a child from falling through an open window. Please take proper precautions.